

JOHAN HOLDINGS BERHAD

(Company No. 314-K)


(Incorporated in Malaysia)

INTERIM FINANCIAL STATEMENTS

CONDENSED CONSOLIDATED STATEMENTS OF PROFIT OR LOSS AND OTHER COMPREHENSIVE INCOME FOR THE FINANCIAL PERIOD ENDED 31 JULY 2017

	Note	Current Quarter 3 months ended 31 July		Cumulative 6 months ended 31 July	
		2017 RM'000	2016 RM'000	2017 Unaudited RM'000	2016 Unaudited RM'000
Revenue	K2	43,565	47,106	86,690	89,970
Cost of sales		(15,652)	(16,504)	(31,180)	(32,197)
Gross profit		27,913	30,602	55,510	57,773
Other income		2,090	6,520	24,077	13,141
Marketing and distribution expenses		(4,230)	(4,361)	(8,525)	(9,144)
Administrative expenses		(22,680)	(28,472)	(45,679)	(49,022)
Other operating expenses		(1,354)	(2,238)	(2,774)	(4,334)
Earnings before interest, tax, depreciation and amortisation		1,739	2,051	22,609	8,414
Depreciation and amortisation		(2,805)	(3,175)	(5,572)	(6,059)
Finance costs		(9,135)	(9,651)	(18,366)	(19,184)
Loss before tax	K2/K6	(10,201)	(10,775)	(1,329)	(16,829)
Income tax expense	K7	(33)	(36)	(50)	(41)
Loss for the period		(10,234)	(10,811)	(1,379)	(16,870)
Other comprehensive income:					
Foreign currency translation difference for foreign operations		1,152	4,174	176	2,167
Total comprehensive loss for the period		(9,082)	(6,637)	(1,203)	(14,703)
Loss for the period attributable to :					
Owners of the Company		(9,955)	(10,521)	(828)	(16,278)
Non-controlling interests		(279)	(290)	(551)	(592)
		(10,234)	(10,811)	(1,379)	(16,870)
Total comprehensive loss attributable to:-					
Owners of the Company		(8,803)	(6,344)	(652)	(13,410)
Non-controlling interests		(279)	(293)	(551)	(1,293)
		(9,082)	(6,637)	(1,203)	(14,703)
Income/(Loss) per share attributable to owners of the Company:					
Basic & diluted earning/(loss) per share for the period (sen)	K14	(1.60)	(1.69)	(0.13)	(2.61)

(The Condensed Consolidated Statements of Profit Or Loss And Other Comprehensive Income should be read in conjunction with the Annual Financial Report for the year ended 31 January 2017 and the accompanying explanatory notes attached to the interim financial statements)

**JOHAN HOLDINGS BERHAD**

(Company No. 314-K)
(Incorporated in Malaysia)

CONDENSED CONSOLIDATED STATEMENT OF FINANCIAL POSITION


		Unaudited As at 31 July 2017 RM'000	Audited As at 31 January 2017 RM'000
Non-current assets			
Property, plant and equipment		326,747	328,331
Inventories-Non current		6,272	6,272
Intangible assets		13,095	14,486
Investment securities		43	43
Total non-current assets		<u>346,157</u>	<u>349,132</u>
Current assets			
Inventories		7,851	17,398
Receivables		584,041	607,008
Tax recoverable		198	108
Investment securities		67,700	47,649
Cash and bank balances		68,076	43,665
Total current assets		<u>727,866</u>	<u>715,828</u>
Total assets		<u>1,074,023</u>	<u>1,064,960</u>
Share capital	M6	380,889	380,889
Reserves			
Exchange reserve		34,403	34,227
Investments & Properties revaluation reserve		57,483	57,483
Accumulated losses		(275,981)	(275,153)
Attributable to equity holders of the parent		196,794	197,446
Non-controlling interests		3,250	3,801
Total equity		<u>200,044</u>	<u>201,247</u>
Non-current liabilities			
Loans and borrowings	K10	956	1,879
Deferred tax liabilities		19,067	18,899
Investor certificates		311,670	306,864
Total non-current liabilities		<u>331,693</u>	<u>327,642</u>
Current liabilities			
Payables		296,441	210,940
Tax payable		3,666	3,629
Investor certificates		189,249	161,005
Loans and borrowings	K10	52,930	160,497
Total current liabilities		<u>542,286</u>	<u>536,071</u>
Total liabilities		<u>873,979</u>	<u>863,713</u>
Total equity and liabilities		<u>1,074,023</u>	<u>1,064,960</u>
Net assets per share (sen)		<u>32.11</u>	<u>32.31</u>

(The Condensed Consolidated Statement of Financial Position should be read in conjunction with the Annual Financial Report for the year ended 31 January 2017 and the accompanying explanatory notes attached to the interim financial statements)

**JOHAN HOLDINGS BERHAD**(Company No. 314-K)
(Incorporated in Malaysia)**CONDENSED CONSOLIDATED STATEMENT OF CHANGES IN EQUITY FOR THE FINANCIAL PERIOD ENDED 31 JULY 2017**

	← Attributable to owners of the Company					→		
	← Non-distributable reserves					→		
	Share capital RM'000	Share premium RM'000	Exchange reserve RM'000	Properties revaluation reserve RM'000	Accumulated losses RM'000	Equity attributable to owners of the Company, total RM'000	Non- controlling interests RM'000	Total RM'000
Balance as at 1 February 2016	311,474	69,415	26,304	37,873	(237,933)	207,133	4,910	212,043
Total comprehensive income/(loss) for the year	-	-	7,923	19,610	(37,220)	(9,687)	(1,109)	(10,796)
Transfer of share premium to share capital	69,415	(69,415)	-	-	-	-	-	-
Balance as at 31 January 2017	<u>380,889</u>	<u>-</u>	<u>34,227</u>	<u>57,483</u>	<u>(275,153)</u>	<u>197,446</u>	<u>3,801</u>	<u>201,247</u>
Balance as at 1 February 2017	380,889	-	34,227	57,483	(275,153)	197,446	3,801	201,247
Total comprehensive income/(loss) for the period	-	-	176	-	(828)	(652)	(551)	(1,203)
Balance as at 31 July 2017	<u>380,889</u>	<u>-</u>	<u>34,403</u>	<u>57,483</u>	<u>(275,981)</u>	<u>196,794</u>	<u>3,250</u>	<u>200,044</u>

(The Condensed Consolidated Statements of Changes in Equity should be read in conjunction with the Annual Financial Report for the year ended 31 January 2017 and the accompanying explanatory notes attached to the interim financial statements)


**JOHAN HOLDINGS BERHAD**

(Company No. 314-K)
(Incorporated in Malaysia)

**CONDENSED CONSOLIDATED STATEMENT OF CASH FLOWS FOR THE
FINANCIAL PERIOD ENDED 31 JULY 2017**

	Cumulative 6 months ended 31 July	
	2017 Unaudited RM'000	2016 Unaudited RM'000
Cash flows from / (used in) operating activities		
Loss before tax	(1,329)	(16,829)
Adjustments for non-cash and non-operating items:		
- Non-cash items	(13,917)	8,409
- Investing and financing items	18,297	19,424
Operating cash flows before working capital changes	<u>3,051</u>	<u>11,004</u>
Changes in working capital:		
- Changes in current assets	40,518	(13,395)
- Changes in current liabilities	83,533	20,131
Tax paid	(149)	(993)
Net cash flows from operating activities	<u>126,953</u>	<u>16,747</u>
Cash flows (used in)/from investing activities		
Purchase of property, plant and equipment	(1,036)	(810)
Proceeds from disposal of property, plant and equipment	3	32
Proceeds from disposal of investment securities	-	105
Interest received	69	302
Dividend income	-	50
Purchase of intangible assets	(293)	(268)
Net cash used in investing activities	<u>(1,257)</u>	<u>(589)</u>
Cash flows from/(used in) financing activities		
Loan interest paid	(18,366)	(19,184)
Increase in deposit pledged with licensed financial institutions	(1,861)	(101)
Net proceeds of investor and senior certificates	26,868	-
Repayment of bank borrowings	(2,844)	(11,981)
Net cash from/(used in) financing activities	<u>3,797</u>	<u>(31,266)</u>
Net increase/(decrease) in cash and cash equivalents	129,493	(15,108)
Effects of foreign exchange rate changes	(785)	(2,113)
Cash and cash equivalents at beginning of year	(67,155)	26,390
Cash and cash equivalents at end of year	<u>61,553</u>	<u>9,169</u>
Analysis of cash and cash equivalents:		
Cash and bank balances	68,076	58,050
Bank overdrafts	(1,279)	(45,607)
Pledged deposit with licensed financial institutions	(5,244)	(3,274)
	<u>61,553</u>	<u>9,169</u>

(The Condensed Consolidated Statement of Cash Flows should be read in conjunction with the Annual Financial Report for the year ended 31 January 2017 and the accompanying explanatory notes attached to the interim financial statements)



NOTES TO THE INTERIM FINANCIAL STATEMENTS

M1 Basis of Preparation

The interim financial statements are unaudited and had been prepared in compliance with the requirements of Malaysian Financial Reporting Standard ("MFRS") 134-Interim Financial Reporting and paragraph 9.22 of the Listing Requirements of the Bursa Malaysia Securities Berhad ("Bursa Malaysia") and should be read in conjunction with the audited financial statements of the Group for the year ended 31 January 2017.

Adoption of New and Revised Malaysian Financial Reporting Standards

In the current financial year, the Group and the Company have adopted all the revised Amendments issued by the Malaysian Accounting Standards Board ("MASB") that are relevant to their operations and effective for annual periods beginning on or after 1 February 2017 as follows:

The adoption of these revised Amendments does not have any material impact on the amounts reported in the financial statements of the Group and of the Company in the current and previous financial year.

Amendments to MFRS 107	Disclosure Initiative
Amendments to MFRS 112	Recognition of Deferred Tax Assets for Unrealised Losses
Amendments to MFRSs	Annual Improvements to MFRSs 2014 - 2016 Cycle

Standards in issue but not yet effective


At the date of authorisation for issue of these financial statements, the new and revised Standards, Amendments and Interpretations ("IC Int.") which were in issue but not yet effective and not early adopted by the Group and the Company are as listed below:

MFRS 9	Financial Instruments ¹
MFRS 15	Revenue from Contracts with Customers (and the related Clarifications) ¹
MFRS 16	Leases ²
Amendments to MFRS 2	Classification and Measurement of Share-based Payment Transactions ¹
Amendments to MFRS 4	Applying MFRS 9 Financial Instruments with MFRS 4 Insurance Contracts ¹
Amendments to MFRS 140	Transfers of Investment Property ¹
IC Int. 22	Foreign Currency Transactions and Advance Consideration ¹
Amendments to MFRSs	Annual Improvements to MFRSs 2014 - 2016 Cycle

¹ Effective for annual periods beginning on or after 1 January 2018.

² Effective for annual periods beginning on or after 1 January 2019.

The directors of the Company anticipate that the application of the above mentioned Standards, Amendments and IC Int. in the future may have an impact on the amounts reported and disclosures made in the Company's financial statements. However, it is not practicable to provide a reasonable estimate of the effect of the abovementioned Standards, Amendments and IC Int. until the Company performs a detailed review.



JOHAN HOLDINGS BERHAD

(Company No. 314-K)
(Incorporated in Malaysia)

NOTES TO THE INTERIM FINANCIAL STATEMENTS (CONT'D)

M2 Auditors' Report on Preceding Annual Financial Statements

The auditors' report on the audited financial statements for the year ended 31 January 2017 was unqualified.

M3 Seasonal or Cyclical Factors

Overall, the business operations of the Group were not significantly affected by any seasonal or cyclical factors.

M4 Unusual Items Due to Their Nature, Size or Incidence

There were no unusual items due to their nature, size or incidence registered during the financial quarter.

M5 Changes in Accounting Estimates

During the financial quarter, there was no change in accounting estimates adopted by the Group.

M6 Share Capital, Debt and Equity Securities

During the financial quarter, there were no issuance, cancellations, repurchase, resales and repayments of debt and equity securities.

M7 Dividend Paid

During the financial quarter, no dividend was paid by the Company.

M8 Segmental Information

	Building materials & General Trading		Property		Hospitality and card services				Investment holding & secretarial services				Elimination		Total	
					Malaysia		Singapore		Malaysia		Singapore					
	2017	2016	2017	2016	2017	2016	2017	2016	2017	2016	2017	2016	2017	2016	2017	2016
	RM'000	RM'000	RM'000	RM'000	RM'000	RM'000	RM'000	RM'000	RM'000	RM'000	RM'000	RM'000	RM'000	RM'000	RM'000	RM'000
Six months ended 31 July																
Revenue:																
External customers	23,136	30,466	-	-	4,858	4,245	57,832	55,191	864	68	-	-	-	-	86,690	89,970
Inter-segment	-	-	-	-	-	-	-	-	112	124	-	-	(112)	(124)	-	-
Total revenue	23,136	30,466	-	-	4,858	4,245	57,832	55,191	976	192	-	-	(112)	(124)	86,690	89,970
Results :																
Interest income	-	-	4	4	910	427	6,322	9,773	198	294	788	479	(8,153)	(10,675)	69	302
Dividend income	-	-	-	49	-	-	-	1	-	-	-	-	-	-	-	50
Depreciation and amortisation	1,379	2,186	-	-	1,170	1,125	2,941	2,667	82	81	-	-	-	-	5,572	6,059
Finance costs	405	385	1,338	1,304	184	456	17,229	17,192	7,352	10,458	-	-	(8,142)	(10,611)	18,366	19,184
Earnings/(loss) before interest, tax, depreciation and amortisation	(5,133)	1,177	(25)	(32)	472	1,365	17,873	17,697	16,846	(724)	1,261	556	(8,685)	(11,625)	22,609	8,414
Segment profit / (loss)	(6,917)	(1,394)	(1,363)	(1,336)	(882)	(216)	(2,297)	(2,162)	9,412	(11,263)	1,261	556	(543)	(1,014)	(1,329)	(16,829)
Assets :																
Additions to non-current assets	39	10	-	-	24	11	1,256	1,051	10	4	-	2	-	-	1,329	1,078
Segment assets	160,354	174,498	7,209	18,225	115,769	105,419	699,628	645,393	93,453	58,334	47	98	(2,437)	(2,390)	1,074,023	999,577
Segment liabilities	20,765	20,706	15,014	36,181	10,111	66,605	818,074	673,968	4,817	535	4,710	4,517	488	(275)	873,979	802,237

**JOHAN HOLDINGS BERHAD**

(Company No. 314-K)
(Incorporated in Malaysia)

NOTES TO THE INTERIM FINANCIAL STATEMENTS (CONT'D)**M9 Event Subsequent to the end of the reporting period**

On 30 August 2017, the Group announced the commencement of winding down of the operation of Prestige Ceramics Sdn Bhd (“Prestige”) in stages targeted to be completed by end of the current financial year. The total closure cost and impairment of assets of Prestige will be known on actual completion date.

M10 Changes in Composition of the Group

There were no changes in the composition of the Group during the financial quarter.

M11 Changes in Contingent Liabilities

There were no contingent liabilities as at the reporting date.

M12 Capital Commitments


The capital commitment for the purchase of property, plant, equipment and computer systems not provided for in the interim financial statements is as follows :

	Unaudited As at 31 July 2017 RM'000
Approved and contracted for	<u>1,149</u>

M13 Related Party Transactions

	Current Quarter 3 months ended 31 July		Cumulative 6 months ended 31 July	
	2017 Unaudited RM'000	2016 Unaudited RM'000	2017 Unaudited RM'000	2016 Unaudited RM'000
Transactions with corporations in which three Directors are also directors and/or deemed interested				
Sales of air tickets	217	286	322	391
Recovery of secretarial and share registration fees	19	37	48	66
Income from rental of motor vehicles, office equipment and land	140	37	158	55

The Directors of the Company are of the opinion that the above transactions were in the normal course of business and have been established under terms that are no less favourable than those arranged with independent parties.

**JOHAN HOLDINGS BERHAD**(Company No. 314-K)
(Incorporated in Malaysia)**ADDITIONAL INFORMATION REQUIRED BY BURSA MALAYSIA'S LISTING REQUIREMENTS****K1 Gross Billings**

	Current Quarter 3 months ended 31 July		Cumulative 6 months ended 31 July	
	2017	2016	2017	2016
	RM'000	RM'000	RM'000	RM'000
Gross billings	<u>676,653</u>	<u>511,757</u>	<u>1,257,551</u>	<u>1,023,666</u>

Gross billings comprise of amount spent by charge and credit card customers, invoices to air ticketing and travel customers, revenue from sales of goods, hotel operations, sales of properties and management services income.

K2 Review of Performance

For the financial quarter under review, the Group registered revenue of RM43.565 million compared to corresponding quarter of RM47.106 million, lower by 7.5%.

The Group recorded a loss before tax of RM10.201 million compared to corresponding quarter a loss before tax of RM10.775 million, mainly lower loss from Hospitality business.

Card services business recorded a loss before tax of RM512,000 in current quarter compared to loss before tax of RM1.342 million in corresponding quarter mainly due to lower marketing, admin and finance expenses.

Hospitality business recorded a loss before tax of RM689,000 in current quarter compared to loss before tax of RM854,000 in corresponding quarter mainly due to lower marketing and admin expenses.

The building materials business recorded a loss before tax of RM3.209 million in current quarter compared to loss before tax of RM222,000 in corresponding quarter mainly due to higher cost of production.

The loss attributable to shareholders was RM9.955 million compared to an attributable loss of RM10.521 million in the corresponding quarter.

K3 Variation of Results Against Preceding Quarter**Segment revenue**

	Current Quarter 3 months ended		Changes (Amount/%)
	31.07.2017	30.04.2017	
	RM'000	RM'000	
Revenue	43,565	43,125	1.02%
(Loss)/Profit before tax	(10,201)	8,872	-214.98%
(Loss)/Profit after tax	(10,234)	8,855	-215.57%
(Loss)/Profit for the period attributable to owners of the Company	<u>(9,955)</u>	<u>9,127</u>	<u>-209.07%</u>

Total revenue for the current financial quarter was RM43.565 million compared to preceding quarter's of RM43.125 million. The Group recorded a loss before tax of RM10.201 million compared to preceding quarter's profit before tax of RM8.872 million mainly due to fair value loss of investment securities of RM393,000 in current quarter compare to fair value gain of RM20.444 million in the preceding quarter.

K4 Current Year Prospect


The markets which the Group operate will continue to be weak.

The Group anticipates the result for the year will be impacted by cost connected to closure of Prestige Ceramics Sdn Bhd.

The Group will continue to focus on credit card business in Singapore to further increase revenue and market share.

K5 Profit Forecast

Not applicable as no profit forecast was issued by the Group.

**JOHAN HOLDINGS BERHAD**(Company No. 314-K)
(Incorporated in Malaysia)**ADDITIONAL INFORMATION REQUIRED BY BURSA MALAYSIA'S LISTING REQUIREMENTS (CONT'D)****K6 Loss Before Tax**

	Current Quarter 3 months ended 31 July		Cumulative 6 months ended 31 July	
	2017	2016	2017	2016
	RM'000	RM'000	Unaudited RM'000	Unaudited RM'000
Loss before tax is arrived at after crediting/(charging) :				
a) Interest income	22	135	69	302
b) Other income including investment income	2,068	6,385	24,008	12,839
c) Interest expense	(9,135)	(9,651)	(18,366)	(19,184)
d) Depreciation and amortisation	(2,805)	(3,175)	(5,572)	(6,059)
e) Provision for and write off of receivables	(709)	(1,565)	(1,647)	(1,751)
f) Net foreign exchange loss	(885)	(4,245)	(850)	(2,522)

K7 Income Tax Expense


	Current Quarter 3 months ended 31 July		Cumulative 6 months ended 31 July	
	2017	2016	2017	2016
	RM'000	RM'000	Unaudited RM'000	Unaudited RM'000
Tax expense based on results for continuing operations: -				
Current				
- Malaysian tax	(33)	(36)	(50)	(41)

The tax expense is provided on the profits made by certain group companies due to absence of group tax relief in the respective countries of operation.

The higher effective tax rate than the statutory tax for the current year to date was mainly due to certain subsidiaries making losses and certain non-tax deductible expenses.

K8 Status of Corporate Proposal Announced

There were no outstanding corporate proposal for the financial quarter.



JOHAN HOLDINGS BERHAD

(Company No. 314-K)
(Incorporated in Malaysia)

ADDITIONAL INFORMATION REQUIRED BY BURSA MALAYSIA'S LISTING REQUIREMENTS (CONT'D)

K9 Trade Receivables

The Group's credit period generally ranges from 30 to 90 days. Other credit terms are assessed and approved on a case by case basis.

a) Ageing of trade receivables not impaired

	Unaudited As at 31 July 2017 RM'000	Audited As at 31 January 2017 RM'000
Not past due	405,332	391,787
Past due 30 days	37,104	39,923
Past due 31-60 days	11,435	9,359
Past due 61-90 days	8,696	5,432
Past due more than 90 days	106,955	108,972
	<u>569,522</u>	<u>555,473</u>

b)

	Unaudited As at 31 July 2017 RM'000	Audited As at 31 January 2017 RM'000
Trade receivables - gross amounts	777,214	776,149
Less: Allowance for doubtful debts	(207,692)	(220,676)
	<u>569,522</u>	<u>555,473</u>

K10 Borrowings and Debt Securities

	Unaudited As at 31 July 2017 SGD'000	Unaudited As at 31 July 2017 RM'000	Unaudited As at 31 January 2017 SGD'000	Audited As at 31 January 2017 RM'000
a) Short term borrowings				
Secured				
- Bank overdrafts	-	1,279	34,225	107,436
- Revolving credits & short term loans	-	7,183	-	7,234
- Trust receipts and bankers' acceptance	6,000	23,497	6,000	23,539
- Term loans	1,319	18,987	1,687	20,074
- Hire purchase and lease creditors	382	1,984	468	2,214
Total short term borrowings	<u>7,701</u>	<u>52,930</u>	<u>42,380</u>	<u>160,497</u>
b) Long term borrowings				
Secured				
- Hire purchase and lease creditors	148	956	332	1,879

The bank borrowings denominated in foreign currency are as follows: -


	SGD'000	RM'000	SGD'000	RM'000
Denominated in Singapore Dollar	<u>7,849</u>	<u>24,613</u>	<u>42,712</u>	<u>132,245</u>

K11 Off Balance Sheet Financial Instruments

The Group does not have any financial instrument with off balance sheet risk as at 26 September 2017.

K12 Changes in Material Litigation

A wholly-owned subsidiary, Johan Properties Sdn Bhd ("JPSB") had on 25 July 1996 filed a suit against five (5) Defendants for wrongful repudiation or breach of a contract in relation to a land held under Lot 289, Section 57, Bandar Kuala Lumpur. JPSB's statement of claim was for (i) return of the deposit sum of RM1,700,000; (ii) special damages amounting to RM4,300,000 (iii) general damages; and (iv) interest and costs.

**JOHAN HOLDINGS BERHAD**

(Company No. 314-K)
(Incorporated in Malaysia)

ADDITIONAL INFORMATION REQUIRED BY BURSA MALAYSIA'S LISTING REQUIREMENTS (CONT'D)**K12 Changes in Material Litigation (Cont'd)**

On 3 May 2016, the Federal Court refused the Defendants' application for leave to appeal, citing no merits in the application. Costs of RM20,000 was awarded to JPSB. With this decision, the litigation concluded.

As at 31 July 2016, the judgement sum, special damages, costs and accrued interest to date to be recovered from the Defendants is approximately RM13 million.

JPSB had on 29 August 2016 registered a fresh Prohibitory Order on the land held under Lot 289 with the Land Office. On 20 September 2016, JPSB filed a writ of seizure and sale of Lot 289 for recovery of the outstanding judgement sum, cost and accrued interest due from the Defendants. On 23 January 2017, the Registrar allowed JPSB's application for leave to issue a Writ of Seizure and Sale and extended the Prohibitory Order on Lot 289. JPSB had on 4 April 2017 filed the Notice of Sale together with a Valuation Report dated 20 February 2017 valuing Lot 289 at RM53,725,000 as required by the Registrar. The auction date for Lot 289 has been fixed by the High Court on 2 October 2017.

K13 Dividend

The Board does not recommend any dividend for the financial quarter ended 31 July 2017 (31 July 2016: Nil).

K14 Earnings/(Loss) per Share**Basic & diluted**

Basic and diluted per share are calculated by dividing profit/(loss) for the period attributable to ordinary equity holders of the Company by the weighted average number of ordinary shares in issue as at the end of the financial period.

Diluted earning/(loss) per share is the same as basic earning/(loss) per share.

	Current Quarter 3 months ended 31 July		Cumulative 6 months ended 31 July	
	2017	2016	2017	2016
	RM'000	RM'000	Unaudited RM'000	Unaudited RM'000
Loss for the period attributable to ordinary equity holders of the Company	<u>(9,955)</u>	<u>(10,521)</u>	<u>(828)</u>	<u>(16,278)</u>
Number of ordinary shares ('000) in issue	<u>622,948</u>	<u>622,948</u>	<u>622,948</u>	<u>622,948</u>
Basic & diluted loss per share (sen)	(1.60)	(1.69)	(0.13)	(2.61)

**JOHAN HOLDINGS BERHAD**

(Company No. 314-K)
(Incorporated in Malaysia)

K15 Realised and Unrealised (Losses)/ Profit

The breakdown of accumulated losses of the Group as at the reporting date into realised and unrealised (losses)/ profit, are as follows:-

	Unaudited As at 31 July 2017 RM'000	Audited As at 31 January 2017 RM'000
Total accumulated (losses)/profit of Johan Holdings Berhad and its subsidiaries :		
- Realised	(684,940)	(710,928)
- Unrealised	<u>120,350</u>	<u>147,229</u>
	(564,590)	(563,699)
Consolidation adjustments	<u>288,609</u>	<u>288,546</u>
Accumulated losses as per consolidated accounts	<u>(275,981)</u>	<u>(275,153)</u>

BY ORDER OF THE BOARD

Teh Yong Fah
Group Secretary
Kuala Lumpur
26 September 2017